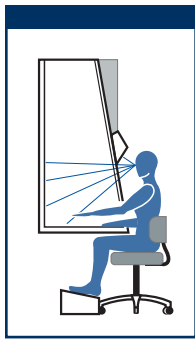


# THE BAKER COMPANY

*SterilGARD®III Advance° Model 303 Sets the Industry's Highest Standard for Compact Size, Comfort, Performance and Safety.*

## SterilGARD®III 303 Advance°



*Exclusive  
10° slanted  
viewscreen—  
less glare,  
work easier  
to reach.*



### **SterilGARD®III Advance° 303 Class II, Type A2\* Biological Safety Cabinet, Vertical Flow**

In the laboratory environment, safety is everything. Now, with the introduction of SterilGARD®III Advance° 303, The Baker Company offers a compact ergonomic design, combined with a unique airflow management system and proven containment technology, to improve comfort, increase productivity and reduce the cost of ownership.

SterilGARD®III Advance° 303 is a collective design, representing an esteemed reputation for performance, reliability and craftsmanship associated with The Baker Company worldwide for nearly 50 years.

SterilGARD®III Advance° 303 starts with a simple idea: a better angle. From your first experience with the

10° slanted viewscreen, you'll appreciate how easy the SterilGARD®III Advance° 303 is to use. Your work is easy to reach. There's more functional room inside. Eye-level controls are easy to see. There is less glare. As you work, your head and neck, arms and elbows, remain in the most natural position, less tiring than before.

Along the streamlined viewscreen, concealed behind the attractive front panels, you'll find another Baker exclusive—UniPressure™ Preflow Plenum, an elegantly simple yet effective air management system that puts more uniform air pressure on the supply filter for better vertical flow across the work surface. A simple idea, to be sure, but by moving the blower/motor to a horizontal orientation from vertical, we've created a more efficient, less demanding and quieter airflow system.

And years later, if it comes time for maintenance, your certifier will find the cabinet easy to seal and easy to decontaminate. Our new direct-to-plenum filter mounting technique puts the HEPA filter on a telescoping frame, within easy reach, easy to change.

SterilGARD®III Advance° 303 is the most exciting development in biological safety cabinets in years. Consider the angle. Learn more about SterilGARD®III Advance° 303. It's what you would expect from The Baker Company.

*\*Properly vented to the outdoors through a facility exhaust system, SterilGARD®III Advance° 303 meets or exceeds minimum standards for a Class II, Type A2 (formerly B3) cabinet.*



CONFORMS TO UL STD 61010A  
CERTIFIED TO CAN/CSA 22.2  
STD NO. 1010.1




UniPressure™  
Preflow  
Plenum

## Design and Performance Features

SterilGARD®III Advance° 303 incorporates UniPressure™ Prewlow, the Baker exclusive high performance airflow system which provides optimum protection from particulates, together with extended filter life and reduced cost of ownership.

- The unique UniPressure™ Prewlow Plenum design apports and distributes air *across*, then *through* the HEPA supply filter, improving downflow uniformity, extending useful filter life and reducing noise.
- The UniPressure™ Prewlow filter housing creates negative pressure surrounding the positive pressure plenum to improve containment; any possible gasket leaks are contained under negative pressure.
- An innovative telescoping filter mount provides a direct seal of the filter to the UniPressure™ Prewlow Plenum, and simplifies filter replacement.
- Supply and exhaust HEPA filters are rated at 99.99% minimum efficiency in capturing 0.3 micrometer particulates.
- The Baker exclusive *momentum air curtain* contains particulates within the work area and inhibits migration of room air into the work area.
- High velocity return air slots located along the side walls of the work area and along the top of the viewscreen maximize the biological safety cabinet protective capabilities by preventing the escape of particulates, ensuring that no unfiltered air enters the work area, and preventing gases, vapors or particulates from migrating up behind the viewscreen and escaping into the operator's environment.
- Aerodynamically designed airfoil at the front opening facilitates the flow of room air into the front grille, ensuring that no room air flows into the work area.



## SterilGARD® III Advance° 303

### Advantages

#### Comfortable and Easy to Work In

### Ergonomic Features and Benefits

- The slanted viewscreen is sloped 10° to create the most natural head and elbow position when working, minimizing arm extension required to reach the work surface, and reducing glare.
- The eye-level control panel is positioned to face down toward the user for greater visibility and easier access.
- Reduced front grille depth and a slim profile lower plenum combine to move the work surface closer to the front and your lap for better arm position.
- Our new UniPressure™ Prewlow Plenum delivers quieter, more efficient performance.
- One petcock supplied standard; one additional petcock available, optional.
- An armrest (optional) across the cabinet front improves support and comfort.
- An optional stand with telescoping legs allows the work surface height to be adjusted from 30½" to 38½".

#### More Space for Your Work, Your Equipment and You

- SterilGARD® III Advance° 303 offers a large, unobstructed work area.
- Depth of the front grille is minimized to bring the work closer to the user.
- Rear grille is parallel to the back wall to increase useable work space.
- A straight back wall maximizes available work area and accommodates lab equipment and apparatus commonly used in the biological safety cabinet.

#### Easy to Clean and Maintain

- A unitized, unobstructed drain pan with radius corners facilitates cleaning.
- Streamlined design of the sliding viewscreen simplifies sealing prior to total cabinet decontamination.
- The telescoping UniPressure™ Prewlow Plenum simplifies filter changing.
- All electrical control components are consolidated on a panel behind the hinged canopy for singular access outside the containment area.
- The innovative horizontal blower/motor assembly is easily removed and replaced.

*The SterilGARD®III Advance° 303 design is based on extensive anthropometric data, and was developed by The Baker Company in cooperation with ergonomics researchers at a leading university.*

- The PLC™ Programmable Logic Controller with touchpad membrane control panel simplifies operation; controls are more reliable, easy to use and easy to clean.
- An audible/visual sash alarm system warns of unsafe viewscreen opening.
- A large, easy-to-read magnehelic

- gauge confirms cabinet operation.
- Detachable side panels offer greater flexibility for plumbing considerations; the reinforced panel design reduces the number of fasteners and simplifies removal and replacement.
- The front panels are lighter and easier to remove for filter changing.

## Class II, Type A2 Applications

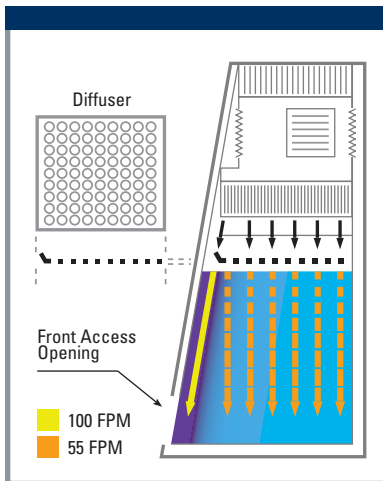
The SterilGARD® III Advance° 303 biological safety cabinet is designed for sterile product preparation and biological experimentation involving agents of low and moderate risk.

- The SterilGARD® III Advance° 303 is classified a Class II, Type A2 cabinet.
- SterilGARD® III Advance° 303 exceeds minimum standards for a Class II, Type A2 cabinet (formerly B3).

## Momentum Air Curtain Increases Protection Without Restricting Access

SterilGARD® III Advance° 303 employs a unique *momentum air curtain* which offers an added measure of containment and protection exclusive to the Baker design.

- This unique airflow design creates a more impenetrable air barrier or *momentum air curtain* at the front of the cabinet, increasing the cabinet's protective capabilities.
- The strategic position of the stainless steel diffuser just below the supply filter creates a faster



**Momentum Air Curtain**

## SterilGARD® III Advance° 303 Design Features

- 1 Slanted viewscreen sloped 10° for the most comfortable head and elbow position when working; minimizes arm extension required to reach the work surface.
- 2 Low profile, unitized drain pan beneath the work surface allows best arm position above the user's lap.
- 3 Eye-level controls face down toward the user, for greater visibility and easier access.
- 4 PLC (programmable logic controller) with touchpad membrane control panel simplifies operation.
- 5 Optional stand with telescoping legs allow the work surface to be adjusted from 30 1/2" to 38 1/2".
- 6 Audible/visual sash alarm with timer and mute switch encourages safe operation.
- 7 A large, easy-to-read magnehelic gauge confirms cabinet operation.
- 8 High velocity return air slots maximize protective capabilities.
- 9 HEPA supply and exhaust filters, 99.99% minimum efficiency for 0.3 micrometer particulates.
- 10 StediVOLT® voltage regulator automatically adjusts for low and high voltage situations to maintain proper airflow.
- 11 Energy-saving fluorescent lighting with solid-state ballasts reduce flicker, minimize heat output, improve eye comfort, and extend lamp life by as much as 50%.
- 12 Non-glare work surface improves comfort.
- 13 One ground-fault interrupt (GFI) duplex outlet with self-resetting circuit breaker for user safety; trip light warns circuit has been disconnected because of ground fault error.
- 14 Straight back wall easily accommodates lab apparatus and instrumentation.



**SterilGARD® III Advance° 303**

airflow of a nominal 100 FPM at the front of the work zone.

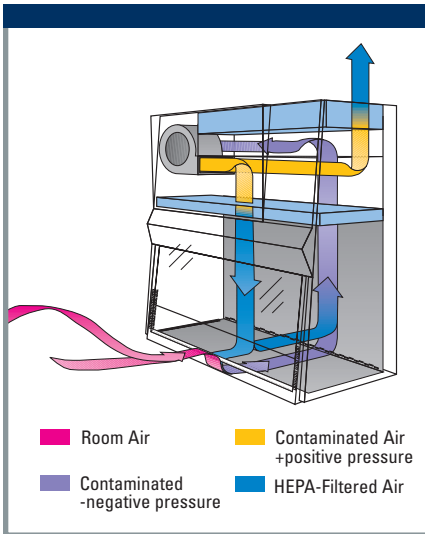
- Airflow over the center of the work surface is relatively slower at a nominal 55 FPM.
- The resulting air curtain, high velocity return air slots, aerodynamically contoured front opening surfaces, and

optimum air intake velocity, combine to minimize turbulence and prevent migration of airborne contaminants into or out of the work area.

## Balanced Airflow and Exhaust Assure Uniformity

The SterilGARD®III Advance° 303 features superb airflow characteristics which deliver unidirectional, downflow air over the work area for maximum containment and protection.

- Filtered air descends from top to bottom of the work area in a unidirectional flow. Near the center of the work surface, the air current divides; a portion of the downflow air is pulled through the back wall grille and the remainder is pulled through the front perforated grille.



### SterilGARD®III Advance° 303 Airflow

- Simultaneously, room air is pulled through the front access opening and into the front perforated grille. It does not enter the work area. The calculated average intake air setpoint velocity at the front access opening is 105 FPM.

## SterilGARD®III Advance° 303 Containment and Protection

	Type A2	Type A2	Type A2
	Exhaust to room	Exhausted to <b>untreated</b> facility exhaust system	Exhausted to <b>treated</b> facility exhaust system
Protection From Particulates	Protects personnel, product and the environment	Protects personnel, product and the environment	Protects personnel, product and the environment
Protection From Gases and Vapors		Protects personnel	Protects personnel and the environment

*When installed as a Type A2 cabinet with direct exhaust to the facility exhaust system by a canopy or hard connection, the SterilGARD®III Advance° 303 provides particulate protection, plus additional protection of personnel from minute amounts of vapors and gases. If exhausted to a facility exhaust system specially treated with activated charcoal, scrubbing or catalytic conversion, protection from exhausted vapors and gases is extended to the environment.*

- All air is combined under the work surface. From this point, contaminated air is pulled under negative pressure through a plenum up the rear and sides of the cabinet into the blower/motor, which blows it into a positive pressure plenum.
- From the positive pressure plenum, approximately 30% of the air exits the system through the exhaust filter. The remaining 70% passes through the supply filter and re-enters the work area as particulate-free air.

### High Velocity Return Air Slots Capture Unfiltered Air

Containment and cleanliness are accomplished with precise control of airflow volumes and velocities. A unique feature in the Baker cabinet design, the high velocity return air slots, have been proven to maximize the biological safety cabinet protective capabilities.

- High velocity return air slots are located along the side walls of the work area and along the top of the viewscreen.
- Air is drawn into these slots at approximately 1,000 FPM, preventing the escape of particulates and ensuring that no unfiltered air enters the work area.
- High velocity return air slots located along the top of the sliding viewscreen prevent gases, vapors or particulates from migrating up behind the viewscreen and escaping into the operator's environment, and prevent room air from migrating down behind the viewscreen and contaminating the work area.

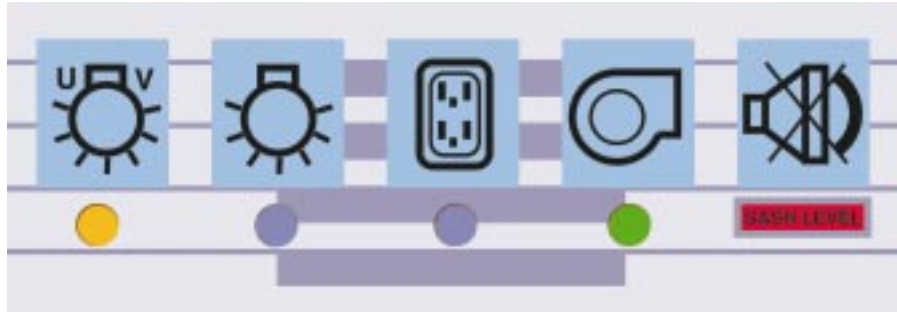
## Baker PLC Programmable Logic Controller

The SterilGARD® III is operated by a robust, microprocessor-based programmable logic controller (PLC) designed to manage and monitor internal performance with options for user configuration.

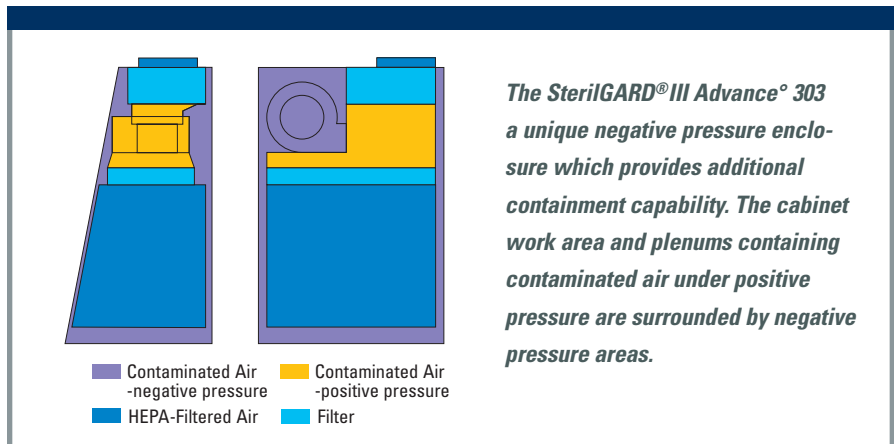
- The controller protects SterilGARD® III systems from the effects of momentary voltage interruptions, electrical noise and vibration common to laboratory environments.
- UV lamp timing functions are easily programmed for on/off operation.
- Status indicators simplify troubleshooting.
- Data acquisition can be downloaded to a remote monitoring or data logging system through an RS232 data port (optional RS485).
- Large, ergonomically accessible touchpad icons are easy to identify and operate.
- The control panel is positioned to face down towards the user for greater visibility and easy access.
- The sash alarm timer and audible alarm mute button override the alarm for 5 minutes when the sash is raised for cleaning, loading or unloading.
- A large, easy-to-read magnehelic gauge provides a continuous visual confirmation of cabinet air pressure.

## Negative Pressure Double-Wall Plenums Enhance Safety

The all-metal, double wall design in SterilGARD® III Advance° 303 creates base, side and rear wall plenums which capture and contain contaminated air under negative pressure. This unique Baker design feature prevents contaminated air from escaping into the



*The PLC™ Programmable Logic Controller is accessed through a moisture-proof touchpad membrane control panel that is easy to clean and operate.*



*The SterilGARD® III Advance° 303 a unique negative pressure enclosure which provides additional containment capability. The cabinet work area and plenums containing contaminated air under positive pressure are surrounded by negative pressure areas.*

laboratory environment in the event of a puncture or leak in the cabinet.

- Any plenum which contains biologically contaminated air under positive pressure is completely surrounded by negative pressure areas.
- Because of negative pressure in the base, side and rear walls, the work area is surrounded by negative pressure.

## High Visibility Viewscreen With Sash Alarm

SterilGARD® III Advance° 303 has a streamlined 10° slanted sliding viewscreen which makes the cabinet easier to use and more comfortable to work in.

- The operator's head, neck, arms and elbows remain in the most natural position to improve comfort and reduce fatigue.
- All work is within reach; the angled viewscreen design provides a safe, highly visible and easily accessible work area for a range of procedures.

- The slanted viewscreen minimizes glare.
- The vertical lift viewscreen is constructed of ¼" safety plate glass.
- The sash has an 8" working opening with an average calculated air intake velocity of 100-110 FPM.
- A maximum viewscreen sash opening of 17¾" simplifies equipment and instrument loading and unloading.
- An integrated viewscreen sash alarm includes an audible and visual indicator to warn of improper sash opening above the 8" opening. The alarm is disabled when the sash is fully closed.
- The viewscreen sash alarm timer and audible alarm mute button override the alarm for 5 minutes when the sash is raised for cleaning, loading or unloading.

## UniPressure™ Prewlow Advanced Filter Plenum Design

The SterilGARD® III Advance° 303 incorporates UniPressure™ Prewlow, a revolutionary air delivery system which offers significant benefits through unique integration of supply and exhaust HEPA filter assemblies,

a telescoping filter mount, an all-steel plenum with external damper, and a new horizontal blower/motor configuration.

- Located between the HEPA filters, the supply air plenum is configured to provide more uniform air flow to the supply filter, while reducing noise and increasing reserve motor capacity.

- The all-steel telescoping plenum clamps directly to the HEPA filters. Force is applied to the full perimeter of the filters rather than point force.

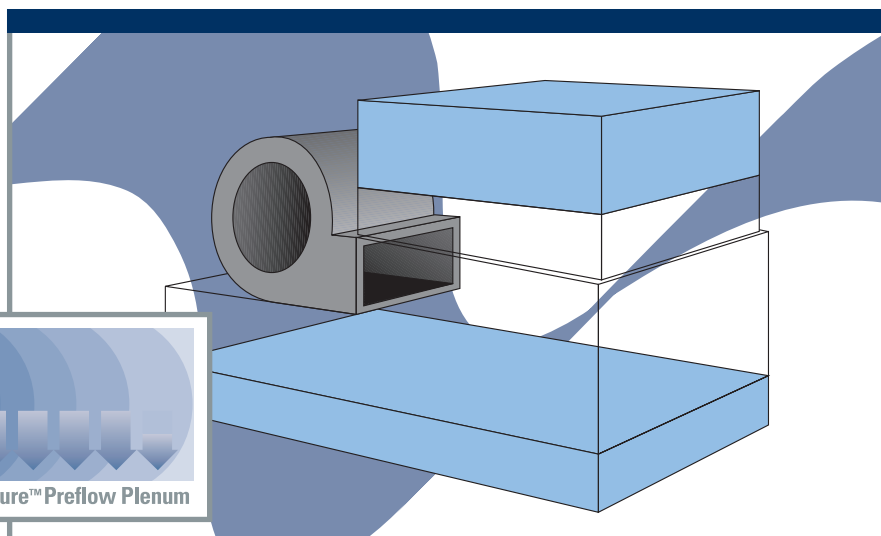
- A closed-cell neoprene gasket forms an airtight seal around the filter periphery.

- The horizontal blower assembly creates more uniform air direction to the supply HEPA filter, thereby reducing noise, increasing motor reserve and extending filter life.

- A new external damper simplifies airflow balance and cabinet sealing for decontamination, and protects the exhaust HEPA filter.

## Supply and Exhaust Filter Performance

Because filters remove microorganisms and airborne particulates (generally called aerosols) from the air, the quality, performance and useful life of supply and exhaust filters are critical considerations in the biosafety environment.



*The Baker exclusive UniPressure™ Prewlow Plenum provides quieter, more efficient operation.*

- Each filter in each Baker cabinet is scan tested for leaks and tested for overall efficiency by the manufacturer, then individually scan tested by Baker after installation to assure leak-free performance.

- Minimum filter efficiency is 99.99% for particulates 0.3 micrometers, increased efficiency for particulates greater and smaller than 0.3 micrometers.

- Both exhaust and supply HEPA filters can be inserted and removed from the front of the cabinet. This time-saving feature is useful if the cabinet is connected to an exhaust duct.

- A closed-cell neoprene gasket provides an airtight seal between the filter assembly and the metal plenum.

## Blower/Motor System Helps Extend Filter Life

Baker has selected an optimum blower/motor combination to assure performance and to extend filter life to an average of 7 to 10 years, the longest life in the industry. The Baker blower/motor provides a constant

volume of air despite increases in resistance due to filter loading, resulting in extremely long filter life as verified by simulated filter loading tests.

Extended filter life minimizes filter replacement and decontamination costs, and diminishes the hazard to personnel by reducing the frequency of opening the contaminated areas of the cabinet. The more filter resistance the blower/motor system can overcome, the longer between filter changes.

- As particulates fill the filter media, resistance to airflow increases.

- The Baker blower/motor is a direct drive permanent split capacitor motor, designed to deliver the maximum amount of filter life for each cabinet.

- The blower/motor automatically compensates for filter loading up to 60% above the initial pressure drop across the filter. Beyond that point, the blower/motor has a manual speed control which can be turned up to achieve even longer filter life.

- The filter need not be changed until the blower/motor system cannot deliver adequate air volume to maintain the nominal setpoint,  $\pm 5$  FPM.

## Easier On-Site Certification and Testing

Several SterilGARD® III Advance° 303 design features combine to simplify certification and maintenance for qualified service personnel, thus reducing downtime and improving life cycle costs.

- A telescoping plenum assembly puts the supply and exhaust HEPA filters within easy reach, and allows the filters to be clamped directly to the plenum against the closed-cell neoprene gasket.
- Both exhaust and supply filters can be easily inserted and removed from the front of the cabinet. This time-saving feature is useful if the cabinet is connected to an exhaust duct or if the room has a low ceiling.
- An external adjustable damper allows the certifier to compensate for changing resistance of supply and exhaust filters; the damper regulates the balance between intake and downflow so that the proper air circulation ratios are maintained.
- A manual speed controller allows the certifier to increase blower/motor speed to compensate for filter loading.

## StediVOLT® Motor Speed Controller Maintains Optimum Performance

The Baker exclusive StediVOLT® motor speed controller reduces the risk of performance degradation and possible product loss due to line voltage fluctuations.

- StediVOLT® minimizes changes in cabinet performances due to routine voltage fluctuations, as well as voltage changes caused by high-demand, brownout conditions.

## Motor Loading Capacity

Model	Pressure Drop Increase	Maximum Increase With Manual Blower Speed Control
SG303, 3-foot	60%	200%

*SterilGARD® III Advance° 303 is capable of automatically handling a 60% increase in pressure drop across the filter without reducing total air delivery more than 10%. With the use of the manual speed controller, the SterilGARD® III Advance° 303 can handle up to a 200% increase in pressure drop across the filter.*



- StediVOLT® reads incoming voltage, automatically compensates for low and high voltage, and maintains proper blower speed to prevent periods of unbalanced airflow which may contribute to loss of containment or product protection.

## Comfortable Lighting Improves Visibility, Reduces Heat

Ergonomic benefits of the SterilGARD® III Advance° 303 include new flicker-free fluorescent lamps and electronic ballasts which provide better visibility, less heat at the face (front) of the cabinet, and improved user comfort.

- Lamps provide more than 100 foot-candle lighting at the work surface.
- Electronic ballasts eliminate fluorescent lamp flicker, minimizing eye strain and improving productivity.
- The warm, natural illumination exhibits better color fidelity.

## Optional Ultraviolet Lamp Includes Safety Interlock

An optional ultraviolet germicidal lamp assists in contamination control.

- The UV light interlock assures that UV illumination occurs only when the sash is fully closed.
- For added safety, the UV germicidal light switch and cabinet lighting cannot be turned on simultaneously.
- The UV light can be programmed to shut off after a pre-set time.

## Cabinet Construction Enhances Performance, Minimizes Downtime

Baker cabinet designs represent many years of experience in stainless steel fabrication and craftsmanship. Design considerations such as wide radius corners, aerodynamically shaped surfaces and non-glare satin finish interiors combine to improve comfort, simplify cleaning and maintain proper containment.

- SterilGARD® III Advance° 303 includes a corrosion-resistant, 16-gauge, Type 304 stainless steel work surface with smooth radiused corners to permit easy cleaning. The recessed work area retains spills.

## Telescoping Stand (Optional)

	Knee Space Height	Work Surface Height	Overall Height
Minimum Setting	28 $\frac{1}{8}$ "	30 $\frac{1}{8}$ "	91 $\frac{1}{4}$ "
Maximum Setting	36 $\frac{5}{8}$ "	38 $\frac{5}{8}$ "	99 $\frac{3}{4}$ "

*SterilGARD® III Advance° 303 features an optional stand with telescoping legs to permit multiple work surface heights. This unique stand allows the cabinet to be adjusted to standard work surface heights ranging from 30 $\frac{1}{8}$ " to 38 $\frac{5}{8}$ ".*

- The satin finish work surface diminishes harsh light reflection.
- A protective grille, located under the work surface at the bottom of the rear and side return air plenums, prevents wipes and other paper materials from being inadvertently drawn into the blower system. This eliminates costly decontamination and downtime to extract materials from the blower.
- Work area side walls and rear wall are one-piece, 16-gauge stainless steel construction with  $\frac{1}{8}$ " radiused corners for cleaning convenience.
- The position of the stainless steel air diffuser/filter protector located below the supply filter in the work area creates the *momentum air curtain* at the front opening and provides filter protection.
- The 16-gauge, cold-rolled steel exterior cabinet is protected with a white baked enamel finish.
- The entire cabinet is airtight. Each component is welded, gasketed or assembled with hermetically sealed joints. Each cabinet is bubble tested under pressure to ensure the integrity of these seals.
- To facilitate cleaning the drain pan, the work surface and supports are easily removed and the drain pan has large  $\frac{1}{8}$ " radii on all sides.

### Electrical System Offers Safety and Convenience

The SterilGARD® III Advance° 303 electrical system is designed for safety and convenience. GFI duplex outlet, rear wall, center, is provided to accommodate most commonly used laboratory instruments and equipment.

- Outlet is provided with a drip-proof cover and self-resetting circuit breaker.
- The internal work area outlet is on a separate circuit from the cabinet lights and blower/motor so that an overload caused by research equipment will not affect cabinet function.
- Hermetically sealed bulkhead connectors are used to provide reliable containment protection for electrical connectors which penetrate the cabinet contaminated areas.
- For safety reasons, the SterilGARD® III Advance° 303 cabinet utilizes a single power cord and plug arrangement. This assures that a second power source is not left on if maintenance functions are necessary.
- The SterilGARD® III Advance° 303 is ETL Listed for electrical safety and integrity.

### Functional Utilities With Petcocks, Valves and Plumbing Connections

Plumbing and drainage connections are strategically placed for both convenience and proper air management within the airflow plenums.

- One petcock is located in the right work area side wall. One plugged penetration is provided to accommodate an optional petcock inside the cabinet on the left side wall.
- Petcocks and penetrations are offset, not one on top of the other, for easier access and use.
- External plumbing connections are made to the bottom (or optionally top or back) of the cabinet rather than through its sides. This arrangement allows installation next to building walls or furniture to the right or left of the cabinet, saving valuable lab space.
- A stainless steel ball valve provides safe and effective drainage of the drain pan.

## Options and Accessories

For convenience, most options, accessories and modifications are factory installed and should be specified when ordering. Commonly requested options are listed below. For detailed information on accessories and modifications, contact The Baker Company.

- UV germicidal lamp
- Stainless steel IV bar
- Additional petcock (specify label and location)
- Plumb to top
- Plumb to rear
- Plastic storage bins
- Mass Airflow Monitor
- Armrest
- Ergonomic adjustable footrest
- Reinforced work surface
- Seismic restraints
- Optional stand with telescoping legs
- Optional stand with casters

## To Order

For ordering information, terms and conditions of sale, contact The Baker Company or visit the Baker Web site at [www.bakerco.com](http://www.bakerco.com) for the name of your authorized Baker Company representative.

### Caution:

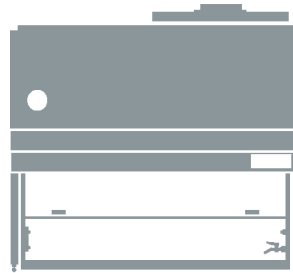
A Class II, Type A2 biological safety cabinet is suitable for work with agents in the absence of volatile toxic chemicals and volatile radionuclides. With proper ventilation to the outside, a Class II, Type A2 biological safety cabinet is suitable for work with agents assigned to biosafety levels 1, 2 or 3, treated with minute quantities of volatile toxic chemicals and trace amounts of radionuclides required as an adjunct to microbiological studies, that will not interfere with the work when recirculated in the downflow air (as stated in National Sanitation Foundation International Standard #49).

Note: The adequacy of this containment cabinet for the user's personal safety, as with any containment cabinet, should be determined by an industrial hygienist or safety officer. Site preparation information, architectural drawings, detailed dimensions and purchase specifications are available.

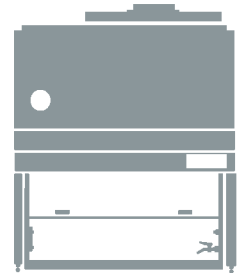
SG303\*



SG603



SG403



*The SteriGARD® III Advance° is also available in 4' and 6' models. For literature and information contact The Baker Company.*

## Summary Specification

### SteriGARD® III Advance° 303 Class II, Type A2 Biological Safety Cabinet, Vertical Flow

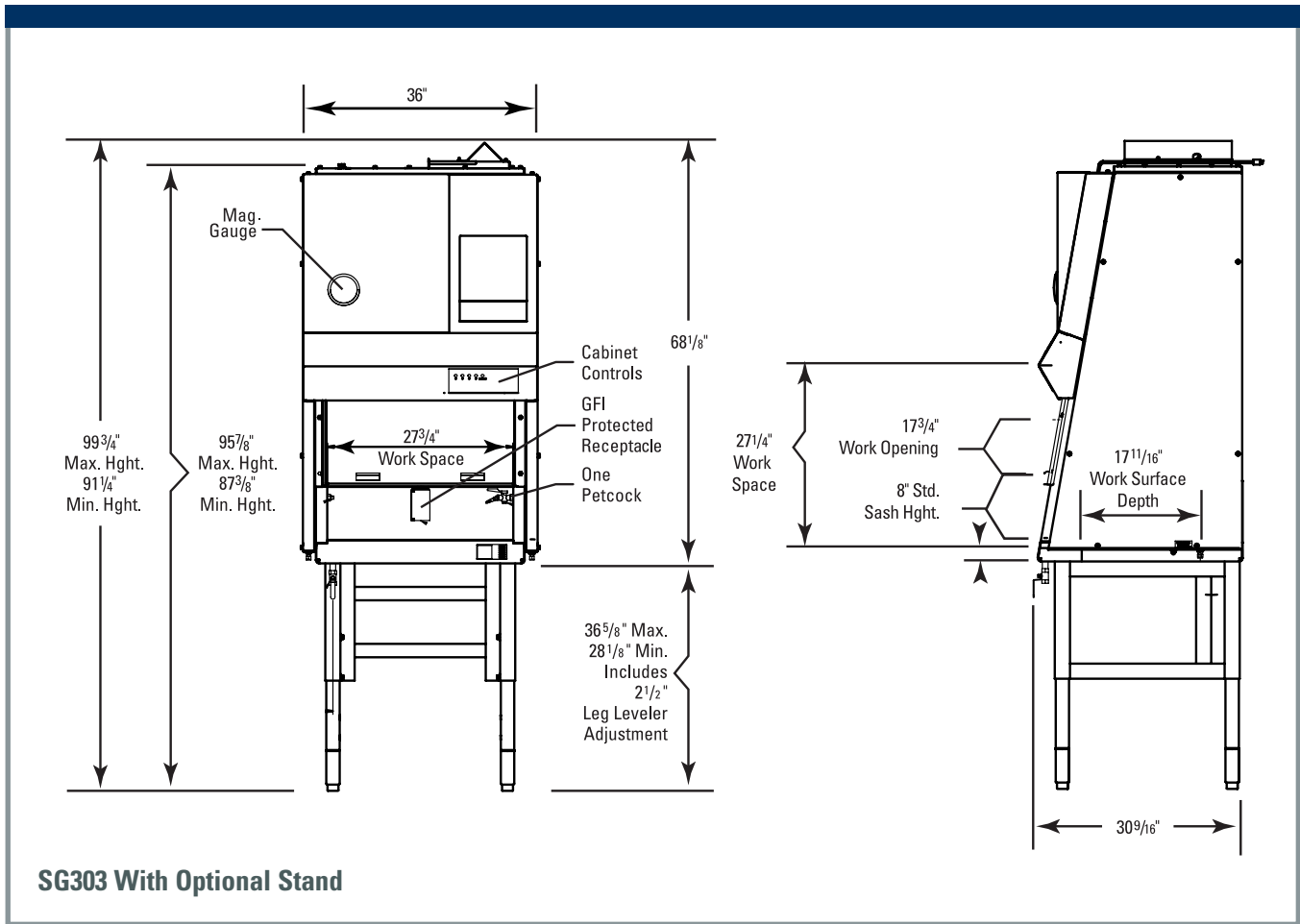
Model No.	Size	Opening	Electrical	Amps/ Breaker	BTU	Interior Dimensions	Exterior Dimensions	Net Weight*	Ship Weight
SG303	3'	8" (17¼")	115 VAC	9.0/20	1767	27 ¾"W x 22 ⅞"F-B x 27 ¼"H	35 ⅝"W x 30 ⅜"F-B x 63 ⅛"H	397 lbs	534 lbs

\*Net weight SG303 with the optional stand is 457 lbs, with a total shipping weight of 594 lbs.

SG303 is not NSF listed.

Conforms to UL STD 61010A Certified To CAN/CSA 22.2 STD NO. 1010.1





## SterilGARD® III Advance

**Model Number: SG303, 3'**

**NSF Classification:  
Class II, Type A2**

**Cabinet Type: Bench  
(Stand Optional)**

### Site Preparation Electrical System

- 115V-1. Phase, 60 Hz.
- One 16' power cord with 20-amp plug, NEMA 5-20P.

- Unit is ETL Listed as certified for electrical, fire and personal safety.
- One ground-fault interrupt protected interior duplex receptacle at 5.0 amp, controlled by a touch pad switch.

### Exhaust Requirement SG303

- For an 8" opening: 162 CFM at .02" to .04" water column suction directly above the exhaust filter before any reductions, elbows or restrictions.

## Amperage Chart

Model	Blower/Motor	Lighting Ballast	Duplex Receptacle	Total
SG303	1625 RPM, 3.2 amps	0.41 amps	5.0 amps	9.0 amps

## Exhaust Options

The SterilGARD® III Advance° 303 is designed for Type A2 installations.

For added convenience, the cabinet design includes several innovative features which offer flexibility.

- The exhaust transition (ET) is easily convertible to a canopy exhaust connection (CEC) by adding a single collar.
- Both supply and exhaust HEPA filters can be inserted and removed from the front of the cabinet, allowing filter replacement without removing exhaust connections.

## Canopy Exhaust Connection (CEC)

Laboratories which share common exhaust systems typically experience changes in airflow which can compromise cabinet operation. Such problems include (a) too much room air being drawn through the cabinet, causing potential product contamination, or (b) too little air drawn through the cabinet, compromising personnel protection. Located between the cabinet exhaust HEPA filter and the building exhaust system, the canopy exhaust air gap maintains Type A2 cabinet performance over a range of exhaust flow rates (see chart). Type A2 cabinet performance is also maintained in the event of total building exhaust failure. The SterilGARD® III Advance° 303 canopy exhaust connection (CEC) incorporates the following features:

- Designed for quick, efficient installation to protect cabinet from performance degradation caused by in-house exhaust system fluctuation.

## Exhaust Requirements

Cabinet Models	Exhaust Connection	Sash Height	Exhaust Flow Rate (CFM)	Pressure Loss Range	Duct Diameter
<b>Canopy Exhaust Connection</b>					
SG303	CEC303	8"	260-370	0.02-0.08" wc	8"
<b>Exhaust Transition (Hard Connection)*</b>					
SG303	HEC303	8"	162	0.2" wc	8"

*\*Cabinets previously classified as Class II, Type A/B3 are now classified as Class II, Type A2. These cabinets may be exhausted to the room (previous Type A classification) or connected to a facility exhaust system (previous Type B3 classification) via a "canopy" connection (previously referred to as "thimble"). NSF 49 (2002) specifies the "canopy" connection only because vented exhaust through a "hard" connection, though technically possible, may not meet NSF criteria. Consult Baker or your laboratory safety officer for details.*

- Unique combination design consists of an exhaust transition (ET) plus a special collar which creates the desired air gap in the overall connection.
- Exhaust connection collar is 8" diameter on the CEC303.

## Exhaust Transition (ET) for Hard Connection

The exhaust transition (ET) provides a hard connection, or airtight mating of the cabinet to the exhaust duct, in which flow rates for cabinet intake, cabinet exhaust and building exhaust are all equal. The ET303 is designed for the 3' cabinet. The exhaust transition incorporates the following features:

- Rectangular base is easily installed on top of the cabinet over the exhaust filter, requiring only 4 bolts to provide an airtight seal.
- Design enables accurate airflow measurement and filter leak checking through a convenient access panel on the sloping surface.

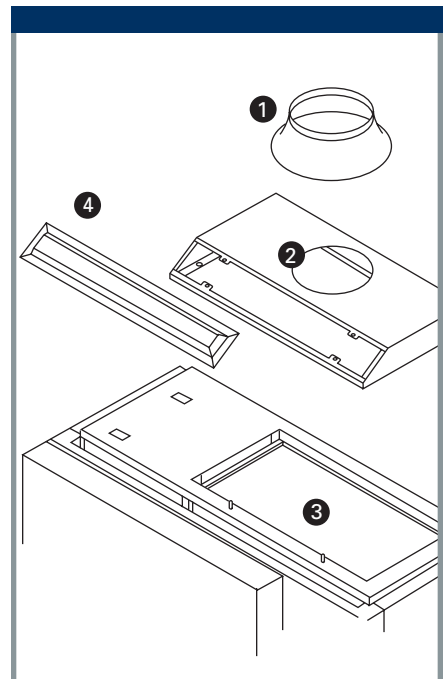
- An optional airtight damper is available for sealing the cabinet during decontamination.
- Exhaust connection collar is 8" diameter.

## Filtration System

- Exhaust and supply filters zero-probed HEPA, both 99.99% efficient on all particles 0.3 micrometers by DOP test.

### SterilGARD® III Advance° 303

- 1 Canopy cone with collar
- 2 Exhaust transition
- 3 Exhaust filter
- 4 Exhaust filter access cover



**Purchase Specification**  
**SteriGARD® III Advance® Model 303**  
**Class II, Type A2 Biological**  
**Safety Cabinet**

1. Manufacturer shall provide a certified copy of the personnel, product and cross-contamination (biological) tests, equivalent to or more demanding than as specified in NSF International Standard #49, performed on the unit selected from the corresponding statistical sample. Tests may be witnessed by a representative of the purchaser.
2. Cabinet shall have *momentum air curtain* downflow velocity profile, i.e., a higher velocity of downflow behind the viewscreen relative to downflow velocity over the work surface.
3. High velocity return air slots shall be located at each end of the front access opening. These slots help to prevent contaminated air from being drawn into the work area along the edges of the side wall and from escaping the work area to the ambient environment.
4. The sliding viewscreen shall be slanted at an angle of 10° from vertical, capable of moving to a fully closed position during shutdown periods.
5. Viewscreen shall be constructed of ¼" safety plate glass, with a maximum opening of 17¼" for equipment loading.
6. All biologically contaminated ducts, plenums and work area side walls shall be permanent metal construction and maintained under negative pressure or enclosed within a negative pressure zone.
7. Cabinet shall be capable of automatically handling a 60% minimum increase in filter loading without reducing total air delivery by more than 10%. With use of the speed controller, a 200% increase in airflow shall be attainable. Test data to verify these capabilities shall be available upon request.
8. Interior work area shall be 27¼" high.
9. Cabinet shall have Baker's exclusive UniPressure™ Preflow Plenum, designed to provide more uniform airflow to the supply filter.
10. Supply and exhaust filters shall be front-loading.
11. A telescoping plenum assembly shall be provided to allow the filters to be directly clamped to the plenum against a closed-cell

- neoprene gasket. Plenum applies force to full perimeter of filters, rather than point force.
12. Complete unit shall be listed as certified by ETL electrical, fire and personal safety.
  13. Sliding sash high velocity air return slots shall be provided along the entire top of the work area to prevent migration of contaminated air behind the glass viewscreen.
  14. Cabinet shall have a microprocessor-based programmable logic controller with membrane control panel mounted on the front of the cabinet facing down toward the user when sitting at the unit.
  15. Unit shall have an audible alarm and a flashing LED to indicate when the sliding viewscreen is in an unsafe position. An alarm mute switch shall be provided on the front-mounted cabinet control panel to allow the operator to mute the alarm tone for brief adjustments. The alarm shall automatically reset after five minutes if the viewscreen remains in an unsafe position.
  16. Intake velocity through the 8" front access opening shall be minimum of 100 FPM.
  17. Cabinet exterior construction: seal panels of 16-gauge, cold-rolled steel and dress panels of 18-gauge, cold-rolled steel, painted PermaWhite™.
  18. Cabinet interior (work area) construction: one-piece 16 gauge, Type 304 stainless steel, with a smooth, ⅝" radius between rear and side walls, and easily cleanable, radiused corners on the work surface tray.
  19. Work area side walls and rear wall shall be one-piece construction. A straight back wall shall be provided to maximize work area and easily accommodate laboratory equipment.
  20. Work area shall be provided with one GFI protected duplex outlet with drip-proof cover and circuit breaker.
  21. Lower front work area airfoil shall be provided to improve access opening containment capability.
  22. Cabinet shall have a unitized drain pan with ⅝" radius on all sides and a fully-removable work surface and work surface supports to facilitate cleaning.
  23. Stainless steel air diffuser and filter protector shall be provided in work area.
  24. Each unit, before shipping, shall have a complete physical test to assure cabinet meets Class II requirements. A copy of this test will be provided with the unit.

25. Speed controller shall automatically compensate for voltage change to maintain constant voltage to motor while allowing for manual adjustments during filter loading.
26. External adjustable damper shall be provided to compensate for changing resistance of exhaust and supply filters.
27. A single power cord and plug shall be provided for electrical power source.
28. One petcock shall be provided on the right wall inside the cabinet. One additional capped penetration shall be provided on the left wall inside the cabinet for addition of a future petcock.
29. All external plumbing connections to the petcocks shall be made through the bottom of the cabinet and not the sides, allowing zero clearance between the unit and the building walls or equipment to its right and left.
30. The unit shall have standard HEPA filters for a protection effectiveness of 99.99% when filtering particles of 0.3 micron size.
31. The unit shall have (optional) ultraviolet light with a shutoff safety feature when the viewscreen is raised.
32. The unit shall have electronic ballasts for UV and fluorescent lighting to provide longer life and lower heat output.
33. The unit is available with an optional stand, which includes telescoping legs that allow the work surface height to be set from 30⅝" to 38⅝".

## Warranty

The Baker Company, Inc., expressly represents and warrants all goods (a) to be as specified (and described) in The Baker Company catalogs and literature, and (b) to be free under normal use, service and testing (all as described in The Baker Company catalogs and literature) from defects in material and workmanship for a period of thirty-six months from the invoice date.

The exclusive remedy for any breach or violation of this warranty is as follows: The Baker Company, Inc., will F.O.B. Sanford, Maine, furnish without charge repairs to or replacement of the parts or equipment which proved defective in material or workmanship. No claim may be made for any incidental or consequential damages.

THIS WARRANTY IS EXPRESSLY IN LIEU OF ALL OTHER WARRANTIES, EXPRESSED OR IMPLIED, INCLUDING ANY IMPLIED WARRANTY OF MERCHANTABILITY OR FITNESS FOR A PARTICULAR PURPOSE UNLESS OTHERWISE AGREED IN WRITING SIGNED BY THE BAKER COMPANY. (THE BAKER COMPANY SHALL NOT BE RESPONSIBLE FOR ANY IMPROPER USE, INSTALLATION, SERVICE OR TESTING OF THE GOODS.)

# THE BAKER COMPANY

P.O. Drawer E, Sanford, Maine 04073 (207) 324-8773 1-800-992-2537 FAX (207) 324-3869 www.bakerco.com

©2004 The Baker Company